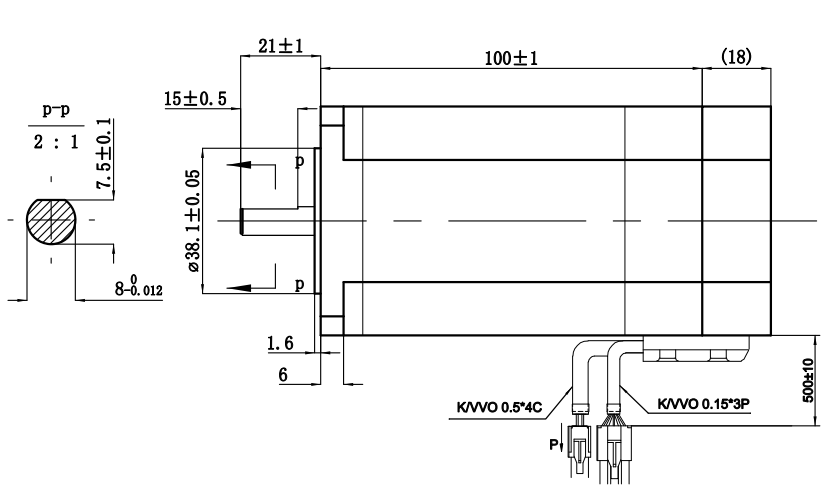

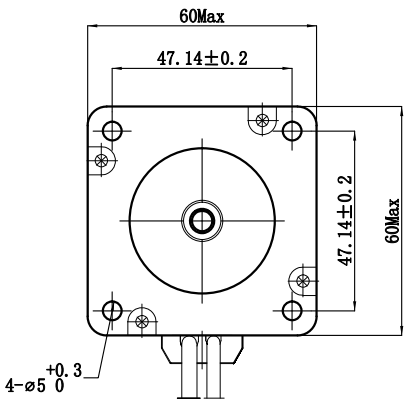

View P

AMP/1-172167-9

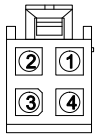

AMP/1-172169-9

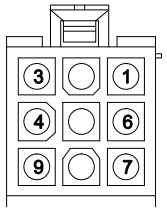

SPECIFICATION	DATA
	2
STEP ANGLE	1.8±5%
CURRENT/PHASE(A)	4.2
RESISTANCE/PHASE(Ω)	1.0
INDLCTANCE/PHASE(mH)	3.5
HOLDING TORQUE(Nm)	3.5
ROTOR INERTIA(g.cm²)	850
WEIGHT(Kg)	1.6

OVERTEMPERATURE PROTECTION (ELECTRONICS):75°C

AMBIENT TEMPERATURE -10°~ 50°C [14°F ~ 122°F] (HIGHER TEMPERATURE REDUCES DUTY CYCLE)

NSULATION RESISTANCE 100 MOhm (UNDER NORMAL TEMPERATURE AND HUMIDITY)

INSULATION CLASS B 130°[266°F]

DIELECTRIC STRENGTH 500VAC FOR 1 MIN. (BETWEEN THE MOTOR COILS AND THE MOTOR CASE)

AMBIENT HUMIDITY MAX. 85%(NO CONDENSATION)

Wiring Diagram:

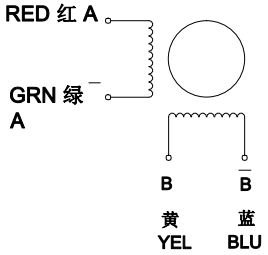

STEP	A	B	Ā	B̄
1	+	+	-	-
2	-	+	+	-
3	-	-	+	+
4	+	-	-	+

CW ↓ ↑ CCW

从安装面看为顺时针方向
Clockwise vise from mouting side

ENCODER CONNECTION

ENCODER 1000P/R		PIN No.
GREEN	绿 A+	1
GRE/BLK	绿/黑 A-	2
WHITE	白 B+	3
WHI/BLK	白/黑B-	4
YBL/BLK	黄/黑Z+	5
YELLOWB	黄 Z-	6
RED	红 VCC+5V	7
BLACK	黑GND	8
SHIELD	屏蔽线	9

MOTOR CONNECTION

端子线序 PIN NO.	4	3	2	1
电机引线颜色 LEAD COLOR	蓝 BLU	黄 YEL	绿 GRN	红 RED

Shaft diameter 6.35 changed to 8mm		S.K.
DESCRIPTION	DATE	APVD

Yanlanmc
For smarter equip

SCALE FREE		APVD	S.K.	20.06.05
X	±0.5	CHKD		
1PL	±0.2	DRN	J.W.	20.06.05
2PL	±0.1			
ANGLE	±30°	SIGNATURE		DATE

CLOSEDLOOP STEPPER

DWG.NO
SC60-3C-118E1000-D8