



OPTION



型号

型号	推力 N	速度 mm/s	相电流 A	分辨率 $\mu\text{m}/\text{步}$	相电阻 Ohm	相电感 mH	丝杆直径 mm	导程 mm	机身长度 "A" mm	衬套长度 "L" mm	重量 kg
LA281S10-A-THCA	93.4	35	1	10	2.7	2.5	5	2	33	15	0.11
LA281S10-B-THCA	93.4	35	1	10	2.7	2.5	5	2	33	15	0.11
LA281S10-A-UGFC	50	120	1	25.4	2.7	2.5	4.76	5.08	33	15	0.11
LA281S10-B-UGFC	50	120	1	25.4	2.7	2.5	4.76	5.08	33	15	0.11
LA281S10-A-UGAQ	210	19	1	3.175	2.7	2.5	4.76	0.635	33	15	0.11
LA281S10-B-UGAQ	210	19	1	3.175	2.7	2.5	4.76	0.635	33	15	0.11
LA281M06-A-THCA	152.1	35	0.6	10	7.3	6.52	5	2	41	15	0.14
LA281M06-B-THCA	152.1	35	0.6	10	7.3	6.52	5	2	41	15	0.14
LA281M15-A-THCA	152.1	35	1.5	10	1.45	1.25	5	2	41	15	0.14
LA281M15-B-THCA	152.1	35	1.5	10	1.45	1.25	5	2	41	15	0.14

订货代码

LA281S10-
A-... = 单轴端
B-... = 双轴端

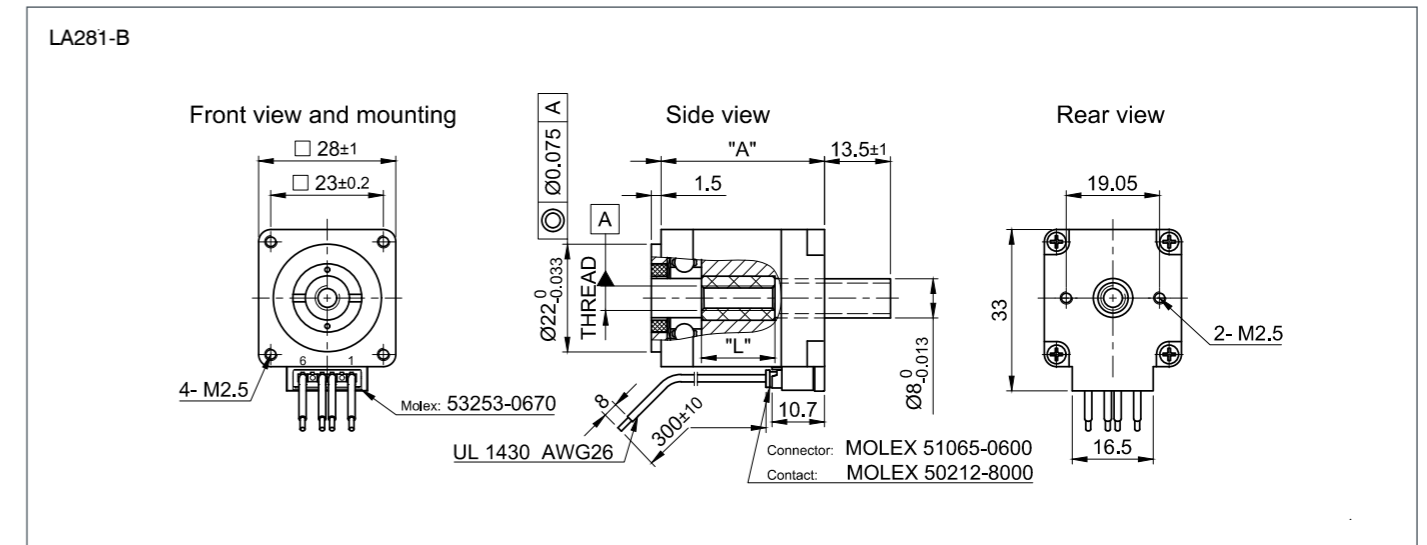
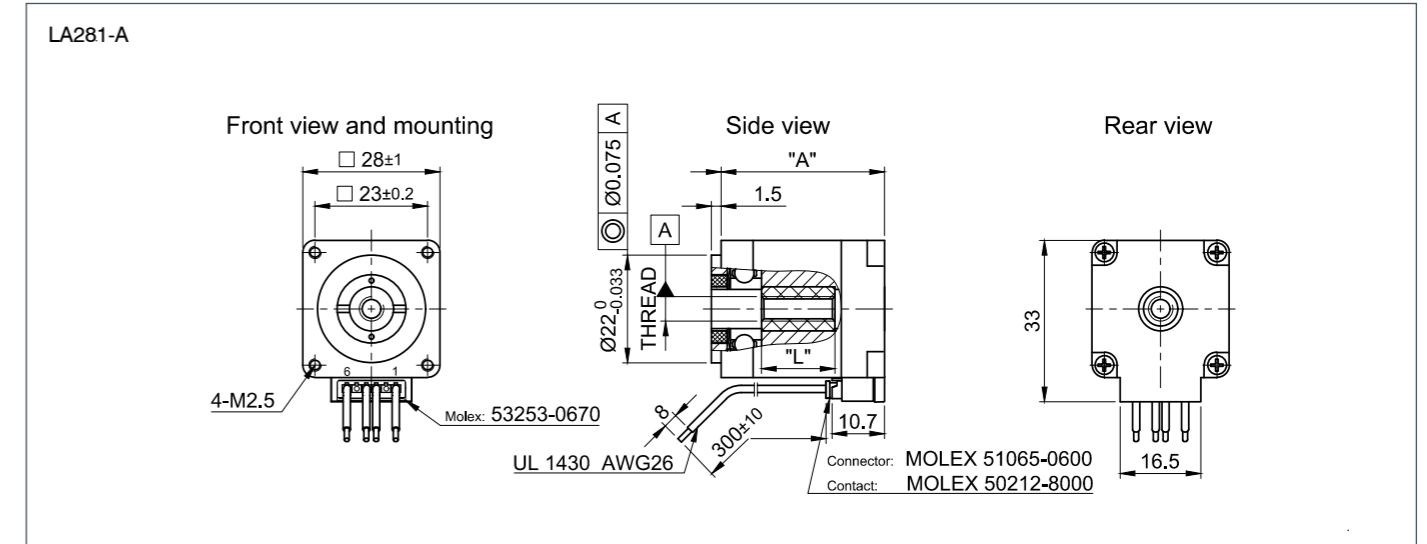
配件

- SCREW-ABA-UGAQ-200 带 ACME 螺纹的丝杆
- SCREW-ABA-UGAQ-300 带 ACME 螺纹的丝杆
- SCREW-AAA-UGAQ-1000 带 ACME 螺纹的丝杆
- SCREW-ABA-UGFC-200 带 ACME 螺纹的丝杆
- SCREW-ABA-UGFC-300 带 ACME 螺纹的丝杆
- SCREW-AAA-UGFC-1000 带 ACME 螺纹的丝杆
- NANOLUBE-50G 润滑剂

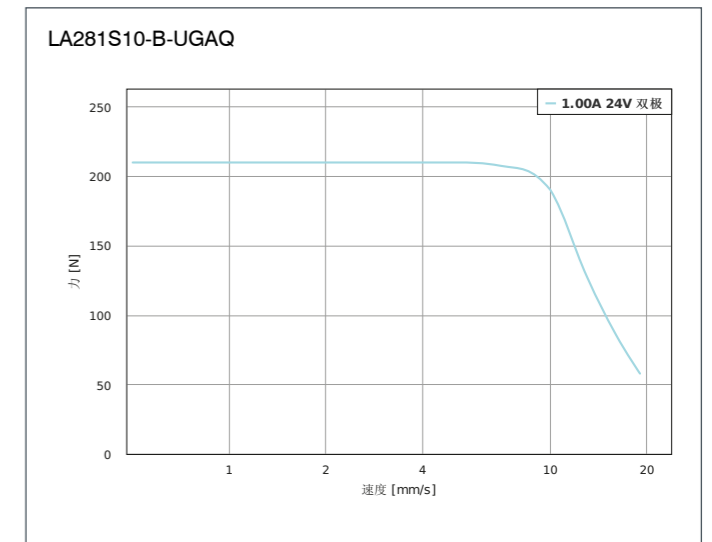
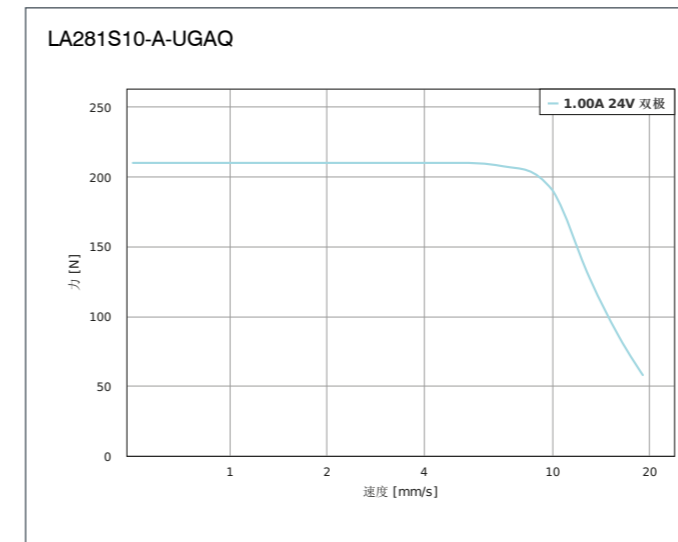
警告

数据表中列出的力和额定输出功率基于约 10% 至 20% 的占空比，必须相应降低才能获得更大的值。应避免运行至固定的挡块。

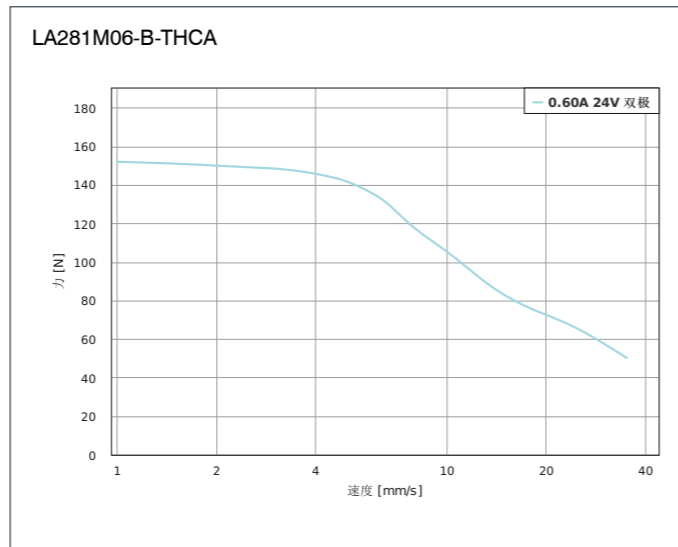
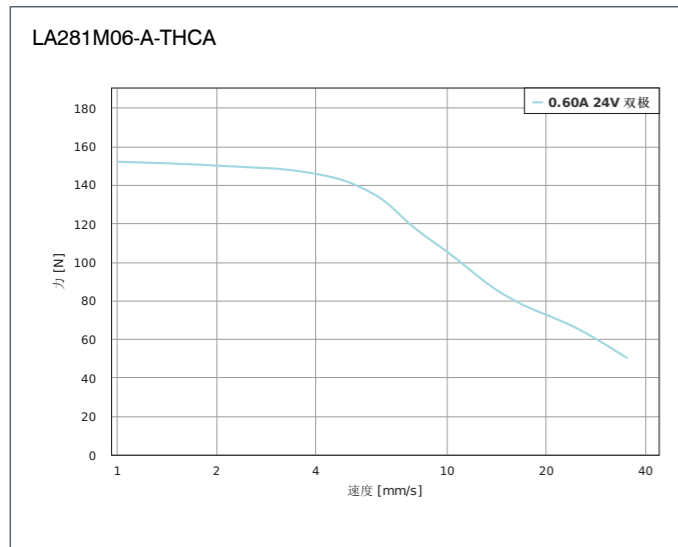
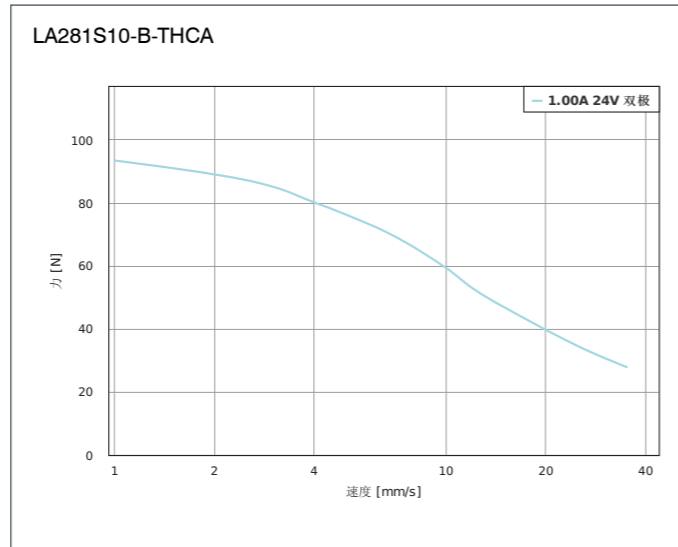
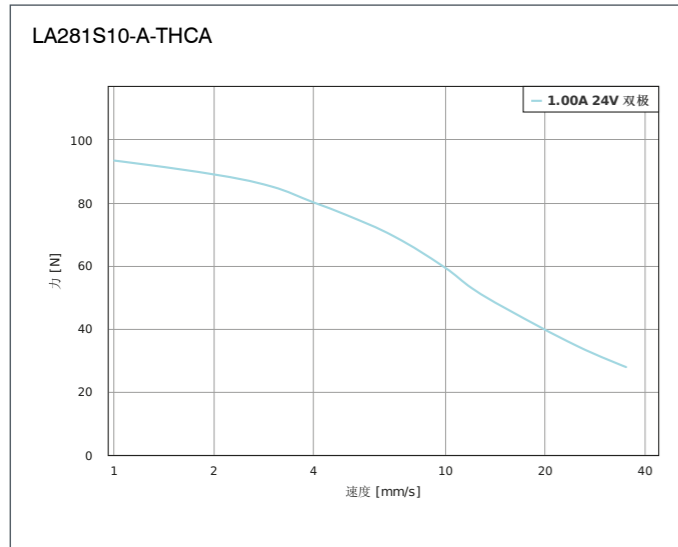
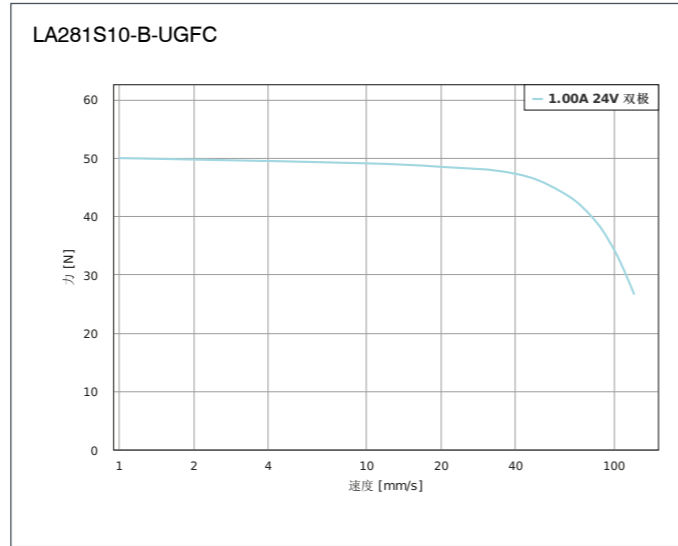
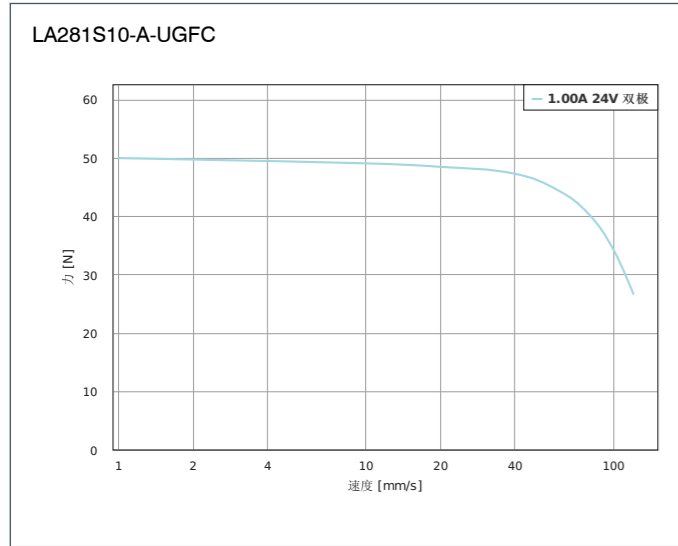
尺寸图 (单位MM)



速度推力曲线



速度推力曲线



速度推力曲线

